

# Dance in a Ring



**Read the book, create and leap into play!**

# Dance in a Ring

Mike and Linda Dumbleton and Jemma Robaard

A magical bedtime story where a child's imagination runs wild.

Reading and listening to stories helps your child take their imagination for a walk! As they hear the words, your child forms a picture in their own mind! This practice makes their mind stronger!



**Read** and point to the amazing animals as you go. Give your child time to 'read' the pictures and notice all the imaginative adventures. Reading the pictures and hearing the story helps your child to develop a deeper understanding of the words and allows their own imagination to run wild!

Talk about interesting and describing words like *beautiful*, *prickly*, and *sliding*. Explain the meaning of each word to keep building your child's understanding, vocabulary and 'word bank'.



**Talk** about imagination and ask your child what it means to them. Do they imagine at bed time, like the child in the story? What do the pictures in their mind look like? What do they imagine when they are playing dress up or with the blocks? Look on the end page of this story for other great suggestions for Talk Time!



**Sing** your own song! Bring out the inner songwriter in your child (and yourself!), get creative and have fun with words! Which song do you think the animals were singing in the story? Use your imagination to make up your own song.

Come up with ideas for a topic and then invent a song! It doesn't have to rhyme or make sense, just have fun being creative, imaginative and musical!





## Create and Play

### Create your dance streamer!

- Make your own dance streamer, find a safe space...and dance!
- Add music or sing a tune. As you dance, you could imagine you are dancing in a ring with all the animals in the story!

### Dance how you feel!

- Listen to a variety of types of music and dance the way you feel.
- Do you feel like twirling, jumping, twisting? Do you feel like dancing fast or slow? Do you feel like dancing with someone or by yourself?

Invite your child to draw the animals as they dance, clap and sing.

If you have scissors, string or ribbon, you may like to help your child cut out their animal friends and attach to a coat hanger to make a night time mobile to go to sleep to, ready for the wonderful sleepy dreams to come. 'Come on...they're waiting!'



**Learning** through imaginative play develops every area of your child's development and lays important foundations for later learning.

As your child uses their imagination, it **boosts** their social, emotional, creative, physical, cognitive and language development – **WOW!**

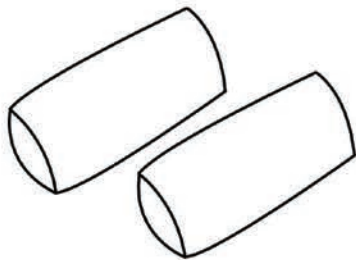


Access our  
free Spotify  
Channel  
today.



## Make a dance streamer...ready to dance and twirl!

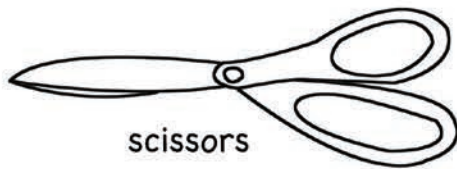
### You will need:



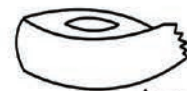
cardboard rolls



paper

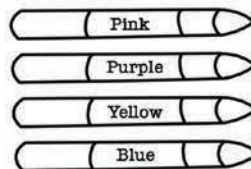


scissors




tape

crayons




### What to do:


1. colour paper



2. cut paper into strips





3. stick strips of paper to cardboard roll





## Follow these steps...





## Dance the way you feel!

Do you remember the animals who danced their way from the pages?  
Dance, jump, twist, twirl and play like the animals...the baby bilbies and bandicoots, the pink koalas playing flutes, the parrots and the cockatoos!

Play different types of music.  
Which instruments can you hear? Is it a fast beat or a slow beat?

Do you feel like you want to...



Jump



Sway



Twirl



Twist



### Dance Time!

You may like to use your dance streamer too, or a scarf or hula hoop to dance in the ring like in the story!



## Puppet Play

Finger puppets have a positive impact on children's social, emotional and language development. They are great for developing eye hand coordination, fine motor skills and creativity. Plus, they are fun and engaging.

### Move your puppet

Place the puppet on your finger - wriggle your finger and watch how the puppet moves. Try putting the puppet on each of your fingers.

Can you move your puppet:

- Up and down
- Fast and slow
- Side to side



### Move your body

Can you:

- Climb like a Koala
- Jump like a Kangaroo
- Pretend to play a flute
- Eat a cake

### Play

Use your puppet in a game of hide and seek. Talk about where the puppet was hiding i.e. on a chair, behind the book, under a blanket.

### Talk

Children love to use puppets to talk which makes them a great tool for developing oral language. Have a conversation with your puppet.





TALK. PLAY. READ. SING.

raising  
literacy  
AUSTRALIA

WORDS  
GROW  
MINDS

[raisingliteracy.org.au](http://raisingliteracy.org.au) • [wordsgrowminds.org.au](http://wordsgrowminds.org.au)

